



My Jolly Summer Activities

Build Your Own Race Track!

Are you ready to experience the fun and excitement of racing around the tracks at SpeedWorld® from your very own living room? Create your own SpeedWorld® track at home so you can put the pedal to the metal any time! Be sure to print out your SpeedWorld® tracks and get ready to race to the finish line!

What you need

Household items for ramps and tunnels:

RAMPS



Card Board
& Books

Boards

TUNNELS



Oatmeal
containers



Card Board
Boxes

Your Race Cars!



Small Cars



Small Trucks



or Similar

How to Play

1. Design Your Track: Get creative and design a track made for the Pros! Start by brainstorming ideas, think about the tracks at SpeedWorld® that you've raced on and what made them so fun! Figure out ways to use items from around the house to make your track more challenging and original.

2. Print Your Track: Now that you know what you want your race track to look like, print out your Jolly Roger Race Tracks to create a track like no other.

3. Build Your Track: With permission, begin to gather items from around the house to build your track! Use what you find to create an interesting track with a clear "Start" and "Finish" line.

4. Play!: Get started and play!
Be sure to share photos of your fun and tag Jolly Roger® Amusement Parks on Facebook so we can see your amazing creations!



#myjollysummer



www.jollyrogerpark.com - 410.289.347



Race Car Course

PRINTABLE ROADS





— — — — —

— — — — —

— — — — —

