



# My Jolly Summer Activities

## Build Your Own Amusement Park!

Have you ever wanted to design your own amusement park? Create your own Jolly fun by creating the amusement park of your dreams! Would you have one of each ride or a full on roller coaster adventure park? Create your park map and be sure to print out your Jolly Roger® rides and fill your park with fun!

### Materials



Paper



Colored Pencils,  
Crayons, Markers



Glue Stick

### How to Play

**1. Set Out Your Material:** Begin by setting out your materials, gather your paper, colored pencils, crayons, and markers, to start drawing your park.

**2. Design Your Amusement Park:** Time to get creative! Design an Amusement Park map for the park of your dreams! Draw in walkways, trees, benches, and more to add to the layout.

**3. Print Your Rides:** Print out your rides and paste them with the glue stick to your park map. Consider how the rides at Jolly Roger® 30th St. are placed together and put your own personal flair on your park for maximum fun!

**4. Share Your Work:** We want to see your creations! Tag Jolly Roger® Amusement Parks on Facebook so we can see how you designed your dream amusement park!

#myjollysummer



www.jollyrogerpark.com - 410.289.347





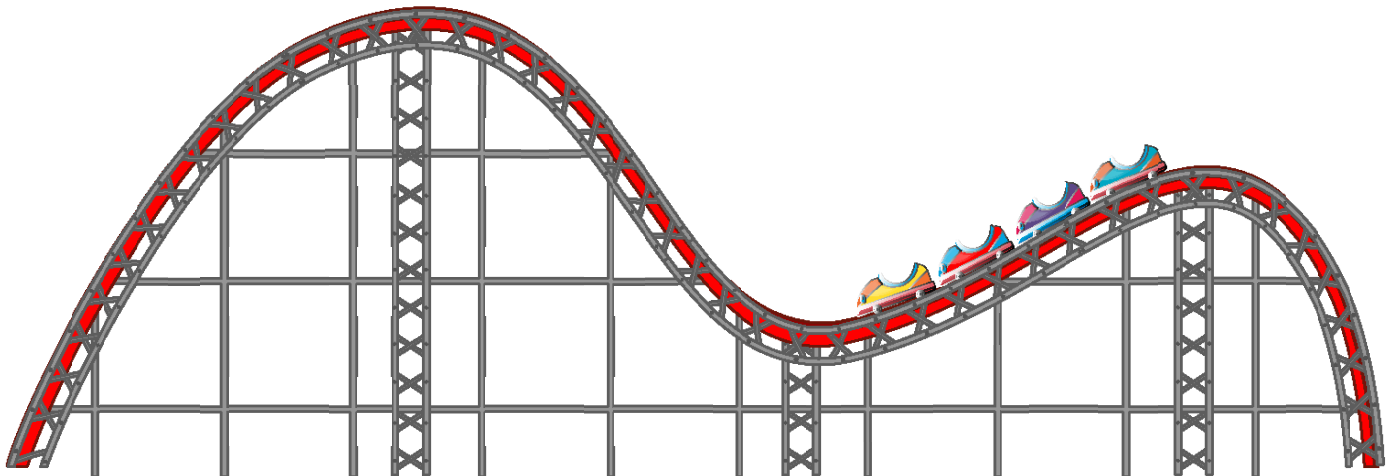
# My Jolly Summer Activities

## Ferris Wheels





# Roller Coaster






# Bumper Cars



# Carousel



# Set of Rides





# Pirate Ship

